

## 2 Story Modular Cabins w/T-1-11 Siding

| Single- wide recreational CABIN |        | Larger Cabins (balcony N/A) |        |       |        |
|---------------------------------|--------|-----------------------------|--------|-------|--------|
| 12x24                           | 25,995 | 20x20                       | 36,790 | 24x36 | 60,865 |
| 12x30                           | 30,345 | 20x24                       | 41,415 | 24x40 | 66,295 |
| 12x36                           | 35,275 | 20x28                       | 46,775 | 24x48 | 80,735 |
| 14x20                           | 26,485 | 20x32                       | 51,490 | 28x28 | 59,498 |
| 14x24                           | 29,998 | 24x20                       | 40,545 | 28x30 | 62,525 |
| 14x28                           | 33,585 | 24x24                       | 44,860 | 28x32 | 65,550 |
| 14x36                           | 41,430 | 24x28                       | 50,825 | 28x36 | 72,150 |
|                                 |        | 24x30                       | 53,280 | 28x40 | 78,185 |

\*\*\*more sizes & sidings \*\*\*Vinyl, Board n batten, Log Siding

|  |                     |                   |        |
|--|---------------------|-------------------|--------|
| LVL Beam- extends open area to 20' (24') | \$525               | Shiplap siding    |        |
| Extra insulated window                   | \$395               | 14x24             | 6,285  |
| 10' Dormer w/4 INS windows               | \$3685              | 14x28             | 7,275  |
| 12" gable overhang                       | \$395               | 14x36             | 8,250  |
| Closed rafters on balcony                | \$450               | 24x24             | 10,470 |
| Custom paint: - 24' \$285; + 24' \$450   |                     | 24x30             | 12,560 |
| 6' Balcony w/9 lite door, railing        | \$1700              | 6' Porch          | \$1195 |
| Lean-to Side Porch roof- up to 9'wide    | \$19/SQft, plus 600 |                   |        |
| Extra 9-lite door                        | \$ 425              | Sm roof over door | \$345  |



Stairs in double wide




Stairs in single wide

### Paint Colors



### Metal Roofing Colors



### Tri-State Gazebo

6653 Bittering Rd. Swanton, MD 21561

301-245-4848

www.tristategazebo.com

# TWO STORY MODULAR CABINS

EST 1997



Amish Built  
Recreational  
Cabins



**20x20 Cabin**— Features Board & Batten Siding, 12' dormer, ins windows, and more



Exterior of 12' dormer w/5 windows



**24x32 Cabin**— Options include 6' dormer w/extra window and 6x12 porch. Floorless set on concrete pad. Colors: siding— poly chestnut brown, trim & metal roof— black



**24x28 Cabin**— Options include 12' dormer w/3 extra windows, 9x28 porch, extra ins windows. Colors: siding— red, trim— clay, metal roof— bronze




Interior of 12' dormer w/5 windows



**24x24 Cabin**— Features log siding. Options include small roof over door, sliding door, 15-lite door in upper level. *Decks installed by independent contractor.*



Optional loft by removing second floor



**Cabin Package Includes:** Duratemp T-1-11 Siding, moisture barrier, fully vented, 2x6 walls, Tyvek wrap, insulated floor, insulated windows, 12" overhang, & 9-lite house door



**14x28 Cabin**— Like the "Morgans " \$51,995  
Eliminate dormers- \$3,685 ea,  
T-1-11 Siding— save \$7,270





# Ideas For Finished Interiors...

Note: All interiors finished by customers. We do not finish interiors

